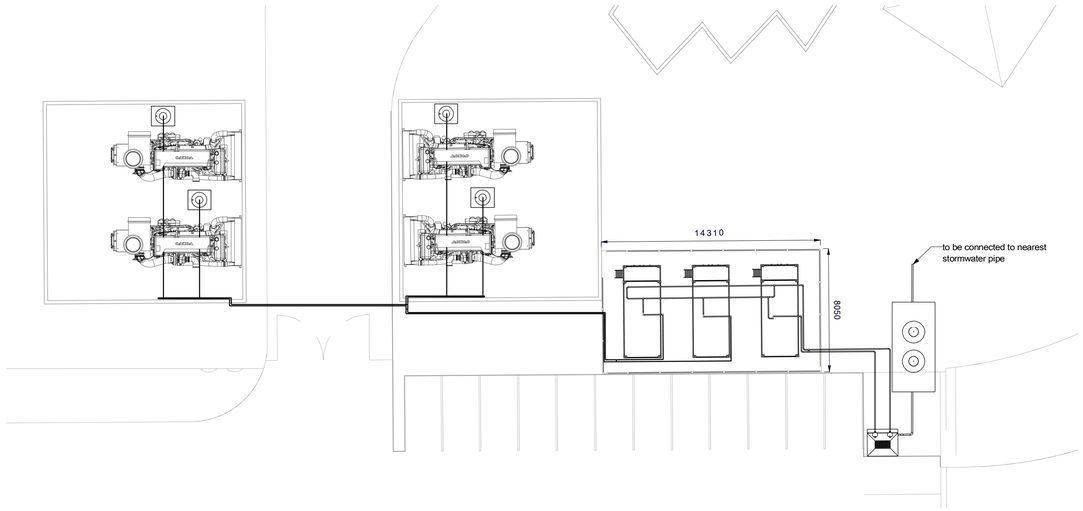

Nexus Diesel Reticulation Layout

1 : 200

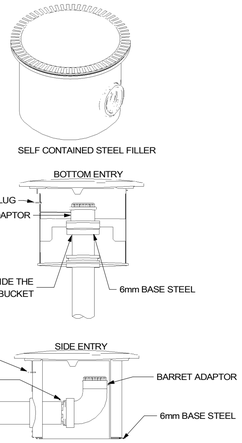

Self Contained Steel Filler

1 : 50

PRODUCT DESCRIPTION:
SELF CONTAINED STEEL FILLER:
BELOW GROUND
PART NUMBER:SIDE ENTRY PETROL 14876
DIESEL 14877
BOTTOM ENTRY T.B.A

DESIGN BENEFITS:

6mm STEEL BASE TO ABSORB THE TORQUE AND PRESSURE THAT IS APPLIED WHEN THE BARRETT COUPLER IS CONNECTED TO THE BARRET ADAPTOR DURING FILLING OPERATION.

"SELF EARTHING" THE STEEL FILLER POT PROVIDES TOTAL CONTINUITY BETWEEN EARTH AND TRUCK COUPLER.

MAINTENANCE FRIENDLY. LARGER MANHOLE ENTRYFOR EASE OF MAINTENANCE.

EASE OF INSTALLATION. MECHANICAL COMPRESSION GLAND AND HI-NITRILE ENTRY SEAL.

FUEL RESISTANT POWDER COATING AND ZINC PASIVATED CONNECTION.

EXCEEDS THE SANS 10029 PART 3 CAPACITY REQUIREMENTS 35 LITERS.

MANHOLE LIDS AVAILABLE IN COMPOSITE OR CAST IRON.

EACH FILLER IS SUPPLIED WITH THE BARRET ADAPTOR FITTED USING A CONDUCTIVE PASTE.

NOTE: CUSTOMER MUST SPECIFY PRODUCT(NUMBER OF DIESEL AND NUMBER OF PETROL).
IT MUST ALSO BE SPECIFIED WHICH PIPING SYSTEMIS TO BE INSTALLED.

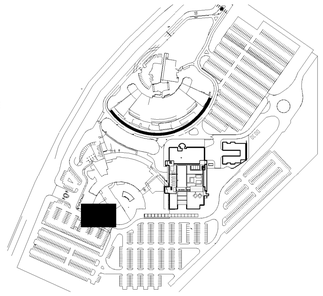

Key Plan

1 : 5000

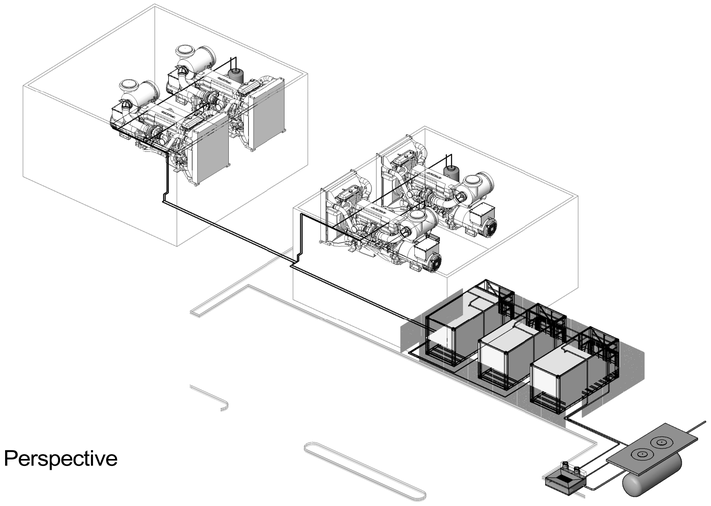

Nexus 3D Perspective

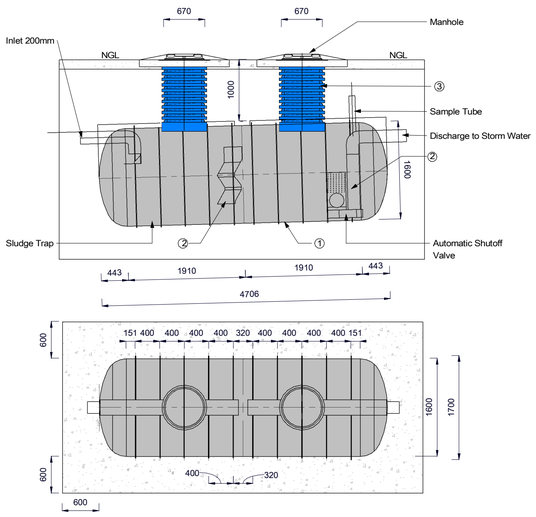

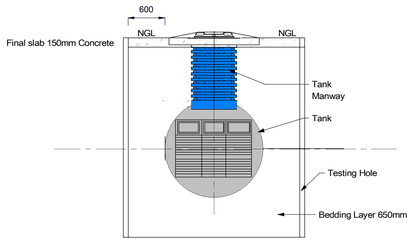

ITEM NO.	DESCRIPTION	QTY
1	Barrel	7
2	Coalescer	2
3	Manhole Neck Complete	1
4	Base Plate 300x200x6mm	2
5	Lifting Lug 16mm 83m³	2
6	2870 O/D 70x10 F/Bar Stiffener	3
7	Adaptor F/Glass Ring 2870	1
8	Manhole Blank	1
9	Manhole Gasket	1
10	Isolator Bush	24
11	M16 Flat Washer	24
12	M16 Nut	24
13	M16x50 Bolt	24
14	Name Plate Bracket	1

Typical Detail For Water Oil Separator

1 : 50

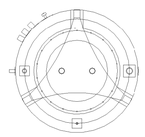

TANK ORIENTATION

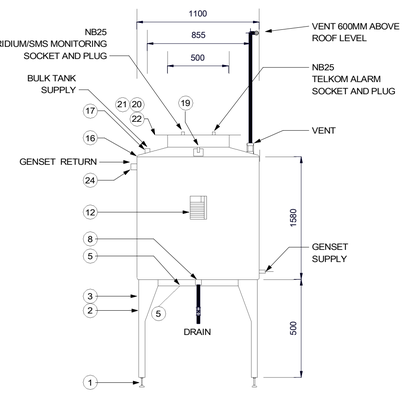

TANK ELEVATION

Day Tank Detail

1 : 50

Revisions:

Rev	Description	Date	By
0	Issued For Tender	09.06.2023	NH

Standard Mechanical Notes:

This drawing shall not be used as a construction/ installation drawing.

Routes and zones have been allocated to this service, locations dimensions are indicated of these.

To prepare his construction/ installation drawing, the (sub) contractor shall adhere to this co-ordination principle and shall inspect all the architect's drawings, including structural and other services design drawings pertaining to the works. The (sub) contractor shall acquaint him/herself with the general arrangement of all other services and ensure that in fixing his/her work it shall not obstruct the fixing of future maintenance of other services.

The (sub) contractor shall be responsible for the correct field dimensions: clearances and heights, quantities, fabrication processes and techniques of construction co-ordination of his/her work with that of all other trades, providing all devices necessary for safe and satisfactory operation.

This drawing is based on Architects drawing No:
BCX_SITE

SPOORMAKER & PARTNERS
MECHANICAL & ELECTRICAL CONSULTING ENGINEERS

GAUTENG
Box 7270, Centurion, 0046, RSA
S&P House, 1284 South Street, Centurion, South Africa
+27 (0) 12 663 3125/6/7
drawing@spoormaker.co.za
www.spoormaker.co.za

WESTERN CAPE
+27 (0) 21 423-6955/6
drawing@spoormaker-cape.co.za

KWAZULU NATAL
+27 (0) 31 202-6244/6394
drawing@spoormaker-kzn.co.za

THIS DRAWING IS COPY RIGHT© PROTECTED

Project:

BCX Diesel

Drawing Title:

Nexus Diesel Reticulation Layout

Designed	Drawn	Checked		Passed	Date	Size
		Quality	Design	PR Eng		A1
JH	NH	SE	JH	RDP	24.03.2023	Scale
						As indicated

Drawing Status : **Issued For Tender**

Project Number	Division	Service	Drawing Number	Revision
200099	BF	D	800.N-D	0

C:\Users\User-PC\Documents\BCX Fire Diesel_shavenga\WDEWL.rvt
2023/06/09 11:10:13